

RECENT EVENTS



'Scoping of National Health Priorities' under the 'Viksit Bharat Healthcare Roundtable Series' on 22nd June, 2024

RECENT EVENTS

3rd AIIMS Annual Research Day
on 30th January 2024 at JL
Auditorium, AIIMS, New Delhi.

To study the effectiveness of Repetitive Transcranial Magnetic Stimulation (rTMS) on Activities of Daily Living, Behavioural and Cognitive ability (A-B-C) of Parkinson disease Patients: A Randomized Controlled Trial
PhD-170
Sharma Priya, Nehra Ashima, Mukher Rhythim, Hazrat Ruchita, Narain Aravind, Kumar Singh Rajesh, Rajan Ranga, Anand Khari Manoj, Kumar Srivastava Akhil
Presenting author: Sharma Priya

Aim & Objectives:

- To study the effectiveness of rTMS on Behavioural domain of Parkinson disease Patients.
- To study the effectiveness of rTMS on Cognitive domains of Parkinson disease Patients.
- To study the effectiveness of rTMS on Psychosocial Treatment due to the COVID-19 Pandemic Situation on Activities of Daily Living domain of Parkinson disease Patients.
- To study the effectiveness of Psychotherapeutic Treatment due to the COVID-19 Pandemic Situation on Behavioural domain of Parkinson disease Patients.
- To study the effectiveness of Psychotherapeutic Treatment due to the COVID-19 Pandemic Situation on Cognitive domain of Parkinson disease Patients.
- To study the effectiveness of Psychotherapeutic Treatment due to the COVID-19 Pandemic Situation on Psychosocial domain of Parkinson disease Patients.

Intervention A: Repetitive Transcranial Magnetic Stimulation	Intervention B: Intervention B: Psychotherapeutic Intervention	Objectives	No. Of patients	Hours taken
No. of pulses: 1000	Session 1: Assess patient concerns, Case Conceptualization	Patients screened	141	0.5 x 141 = 70.5
No. of trains: 25	Session 2: Intervention techniques, Set Goals	Patients recruited	73	0.75 x 73 = 55
Frequency: 20 Hz	Session 3: Intervention techniques continue	Baseline assessment	73	2-2.5 x 73 = 162.5
Train duration: 2 sec	Session 4: Refine intervention techniques	Intervention A	27	3,616
No. of sessions: 10	Session 5: Refine intervention techniques	Intervention B	18	162
Focal site: Dorsolateral prefrontal cortex (DLPFC)	Session 6: Debrief, Help patient maintain changes	1 Month Follow-up	49	122.5
		3 Month Follow-up	41	107.5

Neuronavigation process for rTMS

Geographical distribution of sample

Telephonic Psychological Intervention for Patients with Neurological Conditions

Results: Analysis shows that rTMS brought about a beneficial impact on Depression, overall DASS score, Orientation, Memory, Executive functioning, and Calculation as compared to the control group. The psychotherapeutic intervention brought about improvement in the domains of Depression, total DASS score, Stress, Orientation, Memory, and Calculation. As compared to the control group, rTMS showed a more significantly positive improvement than psychotherapeutic intervention.

Role of Clinical Neuropsychology in Neuropsychological Psychodiagnostics & Rehabilitation of Dementia: AIIMS Experience
PhD-171
Bajpai Swati, Nehra Ashima, Tripathi Manjari, Dey A B, Pandey R M
Corresponding Author: Nehra Ashima (dr.ashimanchr@aiims.gov.in)

Presented to the Queen of Sweden

AIIMS Comprehensive Program:

- Screening (DART)
- Evaluation Protocol
- Rehabilitation: AIIMS-CTI-AD

Caregiver Counselling:

- Reality Orientation Therapy
- Individual Therapy
- Caregiver Therapy

ADL Training:

- Attention
- Memory
- Language
- ADL Training

AIIMS-CTI-AD training is applicable to both IADL and BADLs

Bio-Psycho-Social Model:

- Clinical Neuropsychology (AIIMS, New Delhi)
- Community Interaction (Social Psychology)
- Interaction with Elderly
- Detailed Evaluation

Outcome: 0/4 No Cognitive Impairment, 1,2,3,4/4 YES: Probable MCI/Dementia

To ascertain the efficacy of 'Patient & Caregiver Indian Neuropsychological Continuum of Care' (PIN-CoC) Model: A Randomized Controlled Trial
Ashima Nehra, Priya Sharma, Ruchita Hazrat, Rhythim Mukher
Clinical Neuropsychology (INC), Neurosciences Centre, All India Institute of Medical Sciences, New Delhi

Introduction: Stroke is a focal neurological syndrome caused by sudden vascular injury or deficit to the central nervous system. This interruption of blood supply to the brain reduces the supply of oxygen and nutrients, causing injury and death of brain tissue. In India, about 1.29 million suffered from stroke in 2020. The non-communicable disease was ranked the leading contributor to the total disability-adjusted life years (DALY) due to neurological conditions in India with a rate of 37.9%, and highest contributor to deaths due to neurological conditions in India with a rate of 68% (Lancet, 2021). Post stroke cognitive impairment (PSCI) is common after stroke but remains underdiagnosed and carries a degree of cognitive impairment. Deficits have been seen in attention, language, memory, and executive functioning, apraxia, and hemi-neglect, along with a doubled likelihood of developing dementia. Apart from PSCI, the disease also comes with manifold personal, emotional, social, vocational, and familial changes and conversations.

Method: A randomized controlled trial was conducted in the months of February to November, 2023 at the Neurosciences Centre of All India Institute of Medical Sciences, New Delhi. A single-blinded study was conducted using A-B-A study design. The patients were randomized into two groups: the Intervention and Control Group using computer generated random sequence allocation. All patients were assessed at baseline. The 8 week long intervention was provided to Group 1. Group 2 followed pharmacological treatment as per usual and did not receive any intervention. The last session was followed by a post assessment to test the effectiveness of the intervention.

Results and Discussion: Analysis showed a significant improvement in sub domains of attention and executive functioning in cognition and energy, mood and self-care domains of Quality of Life post intervention. Analysis also showed improved performance on verbal learning, immediate recall, recognition ability, health related locus of control, caregiver preparedness and other domains of quality of life in the experimental group, however these changes were not significant. Analysis found an increase in post test scores of the patients on learning capacity, immediate recall and recognition ability of group 1 patients as compared to the performance of group 2. In the Indian context, most of the recruited stroke patients were found to be dependent on their caregivers and family members to being and accompany them to the hospital for their treatment.

Conclusion: Analysis of data found statistically significant improvement in group 1 on the domains of attention and executive functioning on cognitive assessment, and energy, mood and self-care sub-domains of QoL assessment. Increased scores were also observed on memory, health related locus of control, caregiver preparedness, self-efficacy and resilience. It can be suggested, hence, that neuropsychological rehabilitation programs can bring about a positive change in the domains of attention, executive functioning, and quality of life of patients in terms of their mood, energy, and self-care abilities, given that the patient and caregiver is educated about the condition and trained to follow the rehabilitation activities consistently at home.

Neuropsychological Psychodiagnostics & Rehabilitation from Literature to Literature: An Indian Perspective
Poster ID: 171
Ashima Nehra, Harmanpreet Kaur, Saurabh Chopra
Clinical Neuropsychology, Neurosciences Centre, All India Institute of Medical Sciences, New Delhi, India

Introduction: Cognitive rehabilitation has expanded in the last decade and there is growing evidence in favour of neuroplasticity in the damaged brain. Neuropsychology describes lasting change to the brain, even after injury. Functional Magnetic Resonance Imaging and connectivity data can give crucial information on the recovery from deficits after TBI. Cognitive rehabilitation has expanded in the last decade and there is growing evidence in favour of neuroplasticity in the damaged brain. Neuropsychology describes lasting change to the brain, even after injury. Functional Magnetic Resonance Imaging and connectivity data can give crucial information on the recovery from deficits after TBI.

Methods: 27 patients referred from the Trauma Centre (TBI) after TBI in India were included in the study between August 2018 to September 2019.

Results: Significant improvements were observed in sub domains of attention and executive functioning in cognition and energy, mood and self-care domains of Quality of Life post intervention. Analysis also showed improved performance on verbal learning, immediate recall, recognition ability, health related locus of control, caregiver preparedness and other domains of quality of life in the experimental group, however these changes were not significant.

Visual Memory Activations post Traumatic Brain Injury- Effect of Cognitive Rehabilitation: A Functioning Imaging Study
Poster ID: 172
Saurabh Chopra, Smiti Kulkarni, Saurabh Chopra, Smiti Kulkarni, Harmanpreet Kaur, Saurabh Chopra
Clinical Neuropsychology, Nuclear Magnetic Resonance, Neurosciences, All India Institute of Medical Sciences

Introduction: Cognitive rehabilitation has expanded in the last decade and there is growing evidence in favour of neuroplasticity in the damaged brain. Neuropsychology describes lasting change to the brain, even after injury. Functional Magnetic Resonance Imaging and connectivity data can give crucial information on the recovery from deficits after TBI. Cognitive rehabilitation has expanded in the last decade and there is growing evidence in favour of neuroplasticity in the damaged brain. Neuropsychology describes lasting change to the brain, even after injury. Functional Magnetic Resonance Imaging and connectivity data can give crucial information on the recovery from deficits after TBI.

Methods: 27 patients referred from the Trauma Centre (TBI) after TBI in India were included in the study between August 2018 to September 2019.

Results: Significant improvements were observed in sub domains of attention and executive functioning in cognition and energy, mood and self-care domains of Quality of Life post intervention. Analysis also showed improved performance on verbal learning, immediate recall, recognition ability, health related locus of control, caregiver preparedness and other domains of quality of life in the experimental group, however these changes were not significant.



Visual Memory Activations post Traumatic Brain Injury- Effect of Cognitive Rehabilitation: A Functioning Imaging Study
Poster ID: 172
Saurabh Chopra, Smiti Kulkarni, Saurabh Chopra, Smiti Kulkarni, Harmanpreet Kaur, Saurabh Chopra
Clinical Neuropsychology, Nuclear Magnetic Resonance, Neurosciences, All India Institute of Medical Sciences

Introduction: Cognitive rehabilitation has expanded in the last decade and there is growing evidence in favour of neuroplasticity in the damaged brain. Neuropsychology describes lasting change to the brain, even after injury. Functional Magnetic Resonance Imaging and connectivity data can give crucial information on the recovery from deficits after TBI. Cognitive rehabilitation has expanded in the last decade and there is growing evidence in favour of neuroplasticity in the damaged brain. Neuropsychology describes lasting change to the brain, even after injury. Functional Magnetic Resonance Imaging and connectivity data can give crucial information on the recovery from deficits after TBI.

Methods: 27 patients referred from the Trauma Centre (TBI) after TBI in India were included in the study between August 2018 to September 2019.

Results: Significant improvements were observed in sub domains of attention and executive functioning in cognition and energy, mood and self-care domains of Quality of Life post intervention. Analysis also showed improved performance on verbal learning, immediate recall, recognition ability, health related locus of control, caregiver preparedness and other domains of quality of life in the experimental group, however these changes were not significant.

PAST EVENTS




Lecture Series on Psychological Sciences

By
Clinical Neuropsychology
Neurosciences Center, AIIMS, New Delhi, India

'Psychological Tools in Forensic Investigations'

Preamble:

- Forensic Psychological Investigation – Its scope and legal implications.
- Interrogation of Suspect
- Detection of guilt and lies
- Measurements of Knowledge and Experience
- Measurement of Remembrance of Experience of actions/participation
- Measurement of Remembrance of Experience using Neurocognitive methods
- Brain Electrical Oscillations Signature (BEOS) Profiling methods




Guest Lecture by Eminent Speaker:
Prof. C. R. Mukundan
Former Prof. (NIMHANS) &
Prof. Emeritus at the Institute of Behavioural Science,
Gujarat Forensic Sciences University

Wednesday, 21st February, 2018, Time: 2:30 PM to 4:30 PM



Venue: 6th Floor, Seminar Hall,
Neurosciences Center, AIIMS, New Delhi

Target Audience
Faculty, Ph.D, SRs, JRs, MBBS, MPhil, Masters, and Nursing Students and Staff & Observers

Contact Details: Dr. Ashima Nehra & Team
Additional Professor, Clinical Neuropsychology, N S Centre, AIIMS, New Delhi
Email Id: clinicalneuropsychology.aiims@gmail.com



For Registration scan the QR Code




Lecture Series on Psychological Sciences

By
Clinical Neuropsychology
Neurosciences Center, AIIMS, New Delhi, India

'How to Gain Attention, How to Give Attention'

Preamble:

- Underlying mechanisms of Selective attention and concentration
- Attentional Systems and Neuroplasticity
- Enhancing attention in normally progressing individuals
- Attention training in atypical children and adults
- Capturing attention : communication, advertising and media



Guest Lecture by Eminent Speaker:
Prof. Ashum Gupta
Director, Gandhi Bhawan is the Former Head,
Department of Psychology, University of Delhi


Preside over by
Prof. Kameshwar Prasad
Chief NS Center. Prof.& Head Dept. of Neurology

Wednesday, 22nd August, 2018, Time: 2:30 PM -3:30 PM

Venue: 6th Floor, Seminar Hall,
Neurosciences Center, AIIMS, New Delhi

Target Audience
Faculty, Ph.D, SRs, JRs, MBBS, MPhil, Masters, and Nursing Students



Contact Details: Dr. Ashima Nehra & Team
Additional Professor, Clinical Neuropsychology, N S Centre, AIIMS, New Delhi
Email Id: clinicalneuropsychology.aiims@gmail.com



Free Registration on First-come-First Serve Basis **For Registration scan the QR Code**

A lecture series on Psychological Science at AIIMS, ND targeted PhD, SRs, JRs, MBBS, MPhil, and Psychology Masters students, as well as nursing students and observers, receiving an outstanding response.

PAST EVENTS



Lecture Series on Psychological Science-2019
By
Clinical Neuropsychology
Neurosciences Center, AIIMS, New Delhi, India

We welcome you all to an Invited Talk on
Cognitive Reserves
What is It? Who's Got It?

Preamble:
The preamble/learning objectives of his talk would be:

- A brief introduction to the concept of Cognitive Reserve (CR)
- Understanding the dichotomy of quite adequate abilities on clinical testing, yet reportedly considerable real-world problems
- A review of typical neuropsychological profiles of this condition
- Acquire a greater understanding of the psychological consequences of enduring TBI/in the context of CR
 - Case histories offering greater clarity on CR.
- Recognizing CR reported challenges both in work and leisure pursuits

Guest Lecture by:
Dr. Mel Kaushansky
Vancouver, British Columbia



Preside over by
Prof. M. V. Padma Srivastava
Chief NS Center, Prof.& Head Dept. of Neurology

(Wednesday) 13th March 2019 from 3:00 to 4:30 P.M.
(registration from 2:30PM, first come first serve basis)

Venue: 6th Floor, Seminar Hall,
Neurosciences Center, AIIMS, New Delhi

Target Audience
Faculty, Ph.D, SRs, JRs, MBBS, MPhil, Masters, and Nursing Students and Staff & Observers

Contact Details: Dr. Ashima Nehra
Additional Professor, Clinical Neuropsychology, N S Centre, AIIMS, New Delhi
Email Id: clinicalneuropsychology.aiims@gmail.com



Lecture Series on Psychological Sciences
By
Clinical Neuropsychology
Neurosciences Center, AIIMS, New Delhi, India

“ROMANTIC LOVE AND ITS PATHOLOGICAL FORMS”

Preamble:
Defining the concept of romantic love and tracing its developmental origins.
Delineating five pathological forms: 1.inability to fall in love, 2. inability to remain in love, 3. falling in love with 'wrong' kinds of people, 4. inability to feel loved and 5. inability to fall out of love when necessary. Implications in day-to-day work of psychotherapeutic treatment with our patients

Guest Lecture by International Speaker:
Professor Salman Akhtar
Professor of Psychiatry and Human Behavior at Jefferson Medical College in Philadelphia.

Preside over by
Prof. Kameshwar Prasad
Chief NS Center, Prof.& Head Dept. of Neurology

Friday, 19th January, 2018, Time: 4 PM to 5 PM


Venue: 6th Floor, Seminar Hall,
Neurosciences Center, AIIMS, New Delhi

Target Audience
Faculty, SRs, JRs, Ph.D, MBBS and Nursing Students and Staff & Observers

Contact Details: Dr. Ashima Nehra
Additional Professor, Clinical Neuropsychology, N S Centre, AIIMS, New Delhi
Email Id: clinicalneuropsychology.aiims@gmail.com



Free Registration on First-come-First Serve Basis (Before 17th January, 18)

For Registration Scan the



A lecture series on Psychological Science at AIIMS, ND targeted PhD, SRs, JRs, MBBS, MPhil, and Psychology Masters students, as well as nursing students and observers, receiving an outstanding response.

PAST EVENTS



Lecture Series on Psychological Science-2019
By
Clinical Neuropsychology
Neurosciences Center, AIIMS, New Delhi, India

Language, Mind & Brain: Some Neuro-Cognitive Issues & Concerns

Preamble:
The preamble of her talk would be:

1. Neurolinguistics- How it affects Communication?
2. Disorders of Communication
3. Tools for dealing with this problem.
4. How do disorders of communication bring important insights into human cognition?
5. Can the study of language structure and progressive development of language in babies provide any clues/insights into human cognition?

Guest Lecture by:
Professor Vaishna Narang
Professor of Linguistics, Former Dean School of Language, Literature and Culture Studies
Jawahar Lal Nehru University, New Delhi, India.

Preside over by
Prof. M. V. Padma Srivastava
Chief NS Center, Prof.& Head Dept. of Neurology

(Wednesday) 13th March 2019 from 3:30 to 5:00 P.M.
(registration from 3:00PM, first come first serve basis)


Venue: 6th Floor, Seminar Hall,
Neurosciences Center, AIIMS, New Delhi

Target Audience
Faculty, Ph.D, SRs, JRs, MBBS, MPhil, Masters, and Nursing Students and Staff & Observers

Contact Details: Dr. Ashima Nehra
Additional Professor, Clinical Neuropsychology, N S Centre, AIIMS, New Delhi
Email Id: clinicalneuropsychology.aiims@gmail.com

A lecture series on Psychological Science at AIIMS, ND targeted PhD, SRs, JRs, MBBS, MPhil, and Psychology Masters students, as well as nursing students and observers, receiving an outstanding response.

PAST EVENTS



Jawaharlal Nehru University National Conference on "ETHICS IN HUMAN SCIENCES RESEARCH AND PUBLICATION"
21st-23rd September 2023

PAST EVENTS



Continuing Education in
Neuropsychology:
5th National Workshop at NIMHANS,
Bengaluru



NISCON Jaipur



Dr. Mel Kaushansky
Vancouver, British Columbia

PAST EVENTS




Attending 10th World Stroke Congress at Hyderabad, India

PAST EVENTS



Attending Course on Neuropsychological Methods in the Diagnosis & Treatment of People with Epilepsy, organized by the International Neuropsychology Task force of the ILAE in Vietnam, 2019

PAST EVENTS



Clinical Neuropsychology; PhD Defense



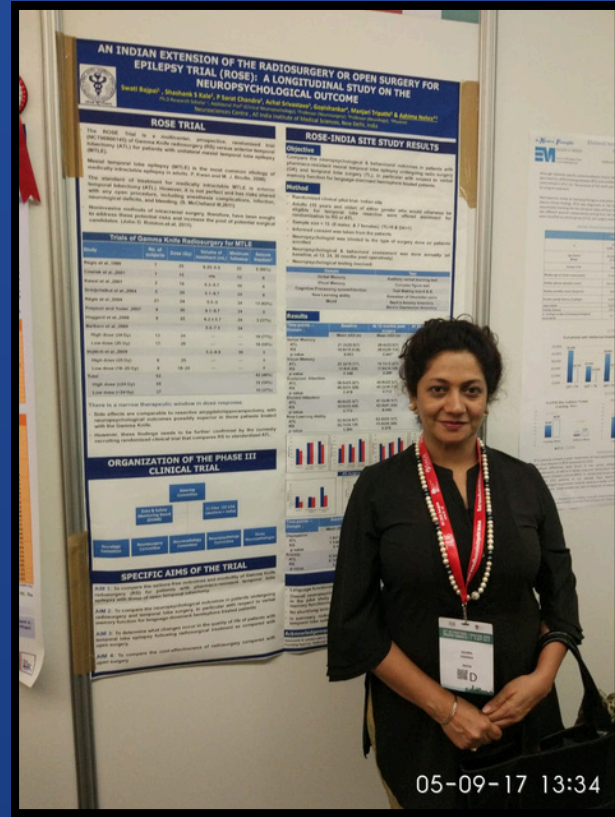
Presenting at the Geriatric Medicine Conference, AIIMS, New Delhi

PAST EVENTS

With a select few Psychology faculty members specializing in Neuropsychology and Clinical Neuropsychology from government establishments in India.



PAST EVENTS



32nd international epilepsy congress, Barcelona, Spain



PAST EVENTS




World stroke conference PGIMER Chandigarh
(U.T) India With the Multidisciplinary Team

PAST EVENTS



43rd National Annual Conference of Indian Association of Clinical Psychologist, Coimbatore , India
Receiving it from Prof. G.G Prabhu

SPECIAL MOMENTS



BIRDS OF A FEATHER FLOCK TOGETHER

